

MRMPV**MAZDA**

Rear suspension package
Ensemble pour suspension arrière
Ensemble para suspensión de trasero

Ref. = Reference = No. de référence = Núm. de referencia
Part = Part #. = No. de pièce = Núm. de pieza
Qty. = Quantity = Quantité = Cantidad

INSTALLATION INSTRUCTIONS

- Raise vehicle allowing the axle to hang freely.
- Remove rear coil springs as per manufacturers instructions. (1991-1999)
- Remove existing bump stop.
- Assemble Aeon rubber spring and bracket as shown in the adjacent diagram.
- Mount Timbren assembly using existing holes & Timbren supplied fasteners.
- Re-install coil springs as per manufacturers instructions. (1991-1999)
- Lower vehicle.

SAFETY CAUTIONS

Professional installation required.

INSTRUCTIONS DE MONTAGE

- Soulever le véhicule de sorte que l'essieu soit dégagé.
- Retirer les ressorts hélicoïdaux arrière selon les instructions fournies par le fabricant. (1991-1999)
- Retirer la butée de suspension existante.
- Assembler le ressort en caoutchouc Aeon et le support comme il est indiqué dans le schéma adjacent.
- Monter l'assemblage Timbren en utilisant les trous existants et la boulonnerie fournie avec l'assemblage Timbren.
- Remettre en place les ressorts hélicoïdaux selon les instructions fournies par le fabricant. (1991-1999)
- Redescendre le véhicule.

MESURES DE SÉCURITÉ

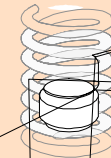
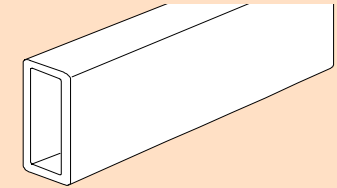
Faire appel à un professionnel pour l'installation.

INSTRUCCIONES DE INSTALACIÓN

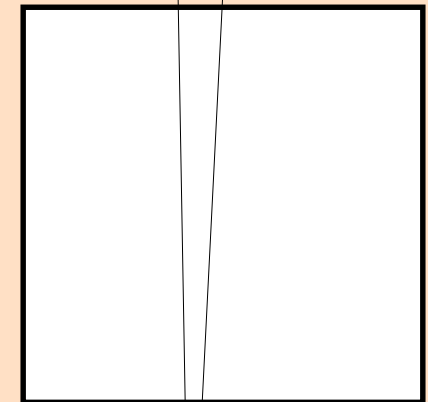
- Levante el vehículo dejando que los ejes cuelguen libremente.
- Retire los resortes helicoidales traseros según las instrucciones de los fabricantes. (1991-1999)
- Retire el tope de suspensión existente.
- Ensamble el resorte de caucho Aeon y la abrazadera como se muestra en el diagrama adyacente.
- Monte la unidad Timbren utilizando los orificios existentes y los elementos de sujeción Timbren provistos.
- Reinstale resortes helicoidales según las instrucciones de los fabricantes. (1991-1999)
- Baje el vehículo.

PRECAUCIONES DE SEGURIDAD

Se requiere instalación profesional.



1991 - 1999



2000 - 2006

Do not exceed vehicle manufacturer's recommended axle weight rating. Check for AEON® interference with vehicle components - Under load AEON® will "expand" in diameter.

Ne pas dépasser le poids nominal sur l'essieu recommandé par le fabricant du véhicule. Vérifier que le ressort AEON® n'a pas d'incidence sur d'autres pièces du véhicule - Le ressort AEON® augmentera son diamètre avec la charge.

No exceda la carga nominal en el eje recomendada por el fabricante del vehículo. Compruebe que no haya interferencia entre el resorte AEON® y los otros componentes del vehículo. Bajo carga, el resorte AEON® se ampliará en diámetro.

MRMPV

TIMBREN

MRMPV

TIMBREN INDUSTRIES INC.

www.timbren.com

PART NUMBER	DESCRIPTION	QTY	LOCATION
F11542-450	HCS M10 x 60 x 1.25 8.8 Z	2	I1E
F11548-450	HCS M10 x 90 x 1.25 8.8 Z	2	I2E
A00530-65P30	Hollow Rubber Spring	2	C6A
K10130-003	GMRYT4 WELD'T (PAINTED)	2	D21D
B90200-CR	SMALL REAR BOX - 9.5 x 7 x 5.5	1	A--E
B10000	8" x 12" BUBBLE FOR KITS	1	
B00029-010	BARCODE LABEL FOR KIT	1	

ASSEMBLY NOTES:

NOTE: M10 FINE THREAD HDWE

Issued: 2/20/2008

Clearance Instructions:

Rear SES Kits for Pick-Ups and Vans should have a 1/2" to 1-1/2" gap between the rubber spring and contact point when empty.

A partial load, or vehicle accessories will reduce or eliminate the gap.

Front SES kits are usually in full contact.

Medium and Heavy-Duty Trucks, Trailers and Motorhomes will be in constant contact, and have no gap.

Lifetime Warranty:

Timbren SES Kits are warranted against defects in material and workmanship, under normal use and service, for the life of the vehicle on which the kit was originally installed. The warranty is not transferable and proof of purchase is required. The warranty is limited to the replacement of the failed part.

TIMBREN will not be responsible for any labour or freight charges involved in the replacement of any product. TIMBREN shall be entitled to make its own inspection to determine the validity of the claim. TIMBREN shall not be liable nor warranty the product in the event of alteration, misuse, overload, negligence or damage caused by others.

If ride or performance of our product is unsatisfactory in any way, please call: 1-800-263-3113 or email sales@timbren.com